

# A1 INSTALLATION DRAWING

IF THIS DOCUMENT IS PRINTED IN HARDCOPY, IT IS FOR INFORMATION USE ONLY AND THEREFORE IS NOT SUBJECT TO UPDATING CONTROLS. ALWAYS REFER TO SOLIDWORKS VIEWER FOR LATEST ISSUE



THIS DRAWING IS CONFIDENTIAL AND IS SUPPLIED ON THE EXPRESS CONDITION THAT IT SHALL NOT BE LOANED OR COPIED OR DISCLOSED TO ANY OTHER PERSON OR USED FOR ANY OTHER PURPOSE WITHOUT THE WRITTEN CONSENT OF AP RACING LTD.



AP Racing  
Wheler Road  
Coventry  
CV3 4LB

Tel: +44 (0) 24 7663 9595  
Fax: +44 (0) 24 7663 9559  
e-mail: [engineering@apracings.co.uk](mailto:engineering@apracings.co.uk)  
Web site: <http://www.apracings.com>

© AP Racing Ltd. 2005

### DISC PART NUMBERS

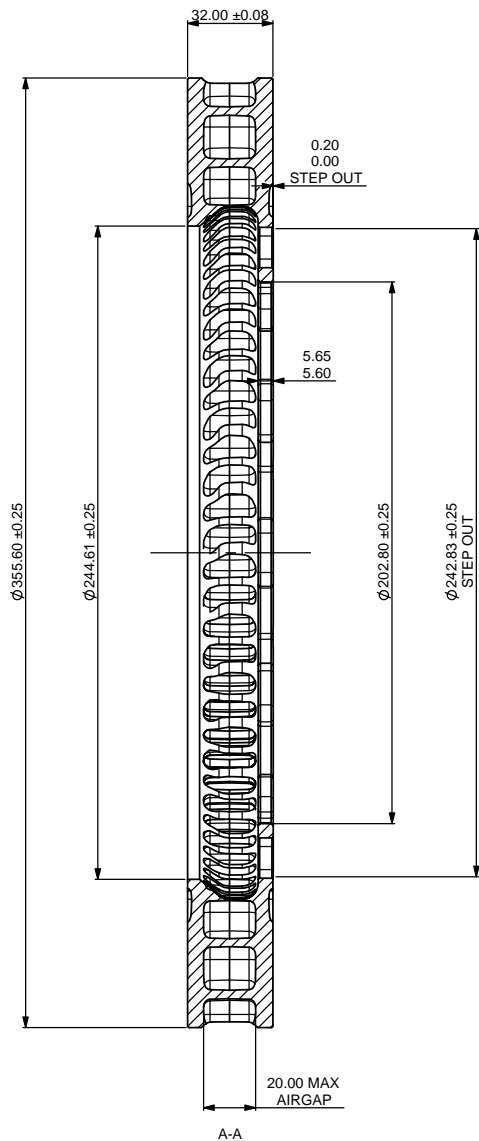
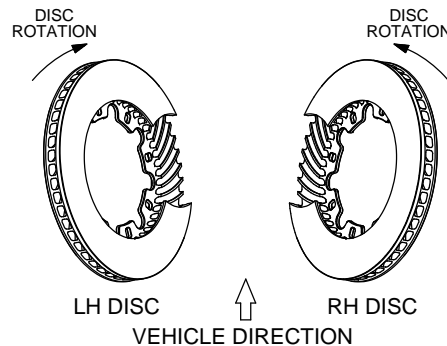
CP6972-1150GA RH AS DRAWN  
CP6972-1151GA LH OPPOSITE

THIS IS A 72 VANES DISC OF MASS 6825.48G.

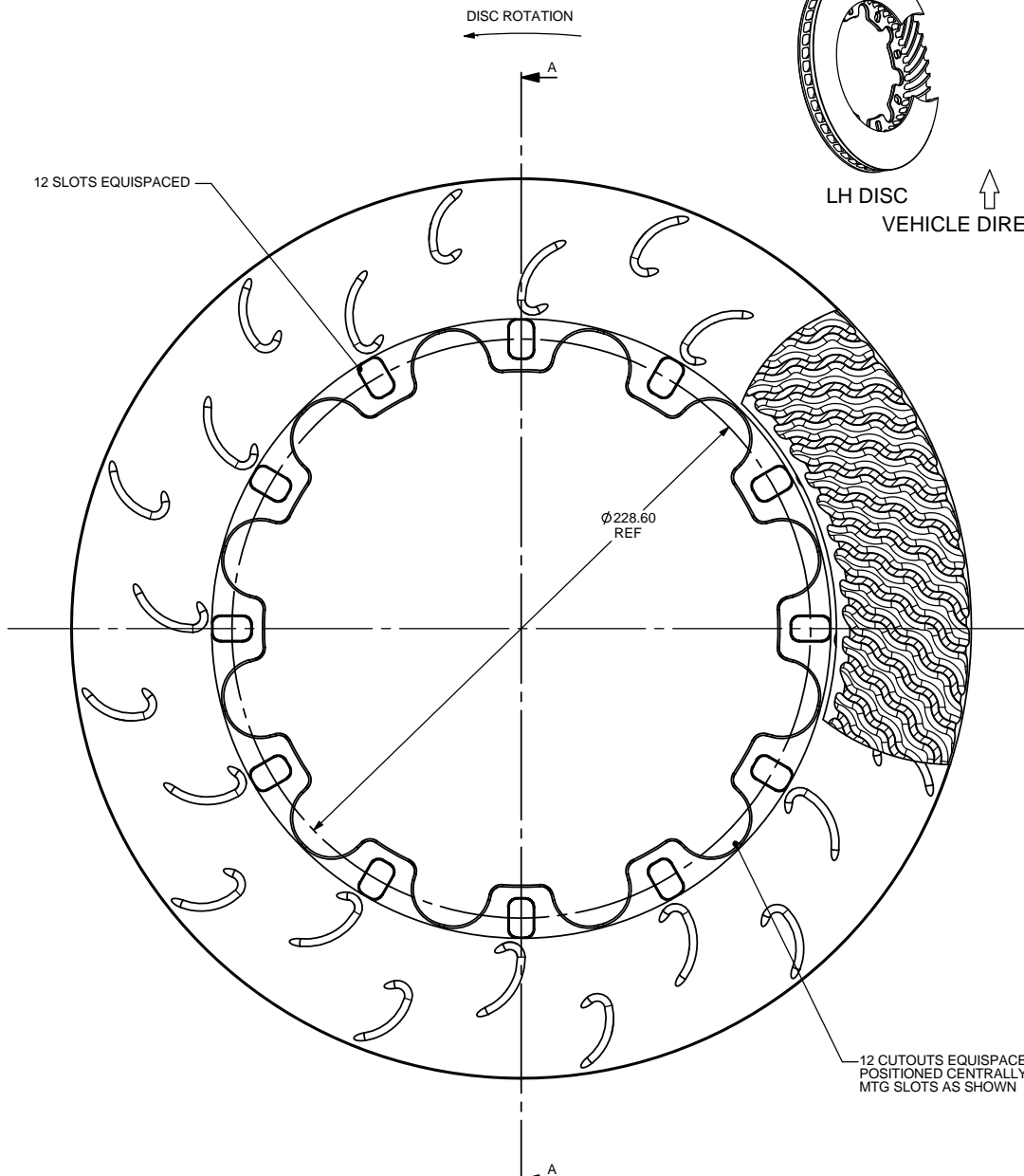
THIS DISC WAS DESIGNED TO WORK WITH D54 DEPTH PADS & CP2494-589MJ BOBBINS.

FOR DISC MOUNTING TECHNIQUES, BEDDING PROCEDURE AND DISC COOLING RECOMMENDATIONS SEE AP RACING BRAKE DISC CATALOGUE.

### DISC INSTALLATION



12 SLOTS EQUISPACED



12 CUTOUTS EQUISPACED AND POSITIONED CENTRALLY BETWEEN MTG SLOTS AS SHOWN

Issue No.	Alterations		Zone	Initials
	Date & No.	Particulars		
1	26/06/12	FIRST ISSUE		

SCALE 1:1		SHEET 1 OF 1	
DRAWN	Steve Thomas		
APPROVED			
DERIVED FROM			
TITLE			
$\phi 355.60 \times 32$			
VENTED DISC			
DRG NO.	CP6972-1150/1151		